



IP66 Poultry Farm Lighting
T8 Tube Light —Rotating End Cap E Series

SPECIFICATION

- Waterproof IP66
- 0-10V 0-10V Dim
- DALI DALI Dim
- Triac Dim
- 5 Years Warranty
- Flicker FREE
- Professional design



Product Brief

ARUNA LED lighting System provides solution for chickens to increase egg output, lower mortality, longer peak production period and improve animal welfare.

By using ARUNA intelligent poultry LED lighting system for raising chickens, it is beneficial for higher quantity and quality of eggs, maturity at a faster rate and higher standard of health, compared with way of chicken raised under traditional light sources.

Benefits

- › Lower lighting costs and maintenance costs.
- › Increase musculoskeletal development and weight gain.
- › Induce earlier maturity for hens to lay eggs.
- › Increase egg output and quality.
- › Regulate reproduction cycles.
- › Increase length of reproductive life.

Application

- › Chicken farm
- › Pig houses
- › Birdcage
- › Refrigerator
- › Sheepfold
- › Cowshed
- › Horse stable and more agricultural
- › Freezer

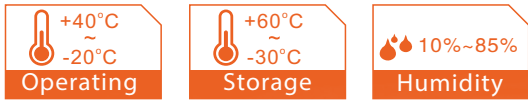


S/N Rules

WP X E - T8 - XXW (H) - D { Ex: WP 5 E - T8 - 28W (H) - D }

- ① WP: Waterproof
- ② X(5):Length:1500mm(5ft); 2:600mm(2ft), 3,3ft...
- ③ E:Product Structure Series
- ④ T8:Nominal Specification
- ⑤ XXW(28W):Power Consumption
- ⑥ H:Premium lumen
- ⑦ D:Dimmable Version

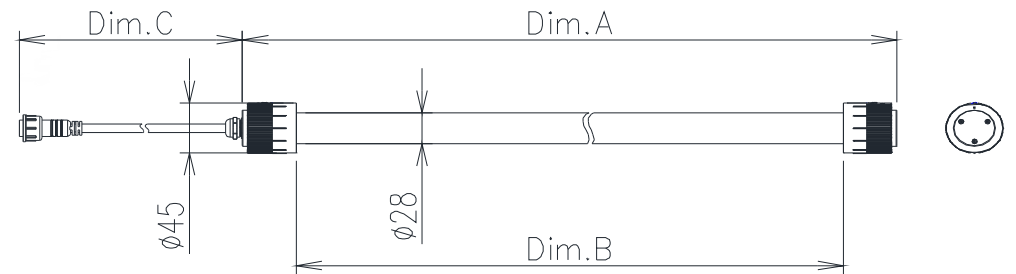
Working Conditions



Features

- › V-shape patent design 270° aluminum radiator structure.
- › Human design,lock key & switch button, 360° rotating end cap with scale, adjust angle and position.
- › Low heat, less than 50°C.
- › No UV or IR light radiation,no mercury or other in-organics.
- › Instant “ON” to 100% brightness.
- › Worldwide top dimming technology from 0.2%-100% without flickers.
- › Excellent thermal efficiency.
- › Works with worldwide electrical systems.
- › Humidity proof, Dust proof, Shatter proof and Waterproof with IP66 better rating.
- › Optimal anti-ammonia & acid for poultry industrial lighting.

Dimension



Unit:mm

Length	Dim.A	Dim.B	Dim.C
1200mm	1226	1142	365
1500mm	1526	1442	365
1800mm	1826	1742	365

Data Sheet

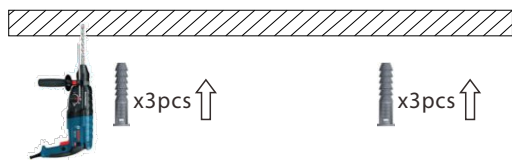
Model No.	Size (mm)	Power	LEDs (PCS)	Lumen Output(LM)	Luminous Efficiency	CRI	Viewing Angle	Input Voltage(AC)	Frequency (HZ)	Dimmable
Standard Lumen Version										
WP2E-T8-9W-D	600	9w	96	1080	120LM/W	>80	270°	AC100-120V AC220-240V	47-63	Y
WP4E-T8-20W-D	1200	20w	192	2400	120LM/W	>80	270°	AC100-120V AC220-240V	47-63	Y
WP5E-T8-28W-D	1500	28w	256	3360	120LM/W	>80	270°	AC100-120V AC220-240V	47-63	Y
WP6E-T8-28W-D	1800	28w	288	3360	120LM/W	>80	270°	AC100-120V AC220-240V	47-63	Y
WP6E-T8-32W-D	1800	32w	320	3840	120LM/W	>80	270°	AC100-120V AC220-240V	47-63	Y
Premium Lumen Version										
WP2E-T8-9WH-D	600	9w	96	1170	130LM/W	>80	270°	AC100-120V AC220-240V	47-63	Y
WP4E-T8-20WH-D	1200	20w	192	2600	130LM/W	>80	270°	AC100-120V AC220-240V	47-63	Y
WP5E-T8-28WH-D	1500	28w	256	3640	130LM/W	>80	270°	AC100-120V AC220-240V	47-63	Y
WP6E-T8-28WH-D	1800	28w	288	3640	130LM/W	>80	270°	AC100-120V AC220-240V	47-63	Y
WP6E-T8-32WH-D	1800	32w	320	4160	130LM/W	>80	270°	AC100-120V AC220-240V	47-63	Y

Different length can be customized.

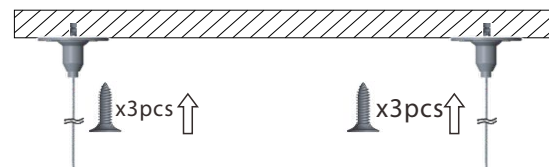
Installations

■ A.: Suspended Installation


① Ceiling punch



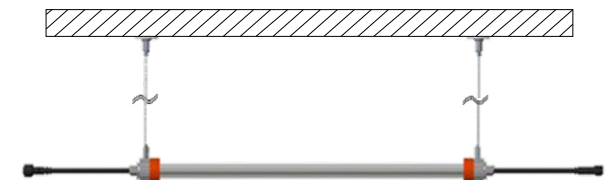
② Self-tapping screws hold the sling



③ Tighten the clamp



④ Hanging installed



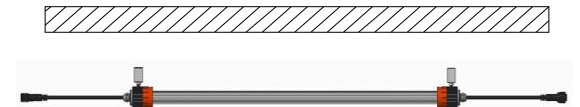
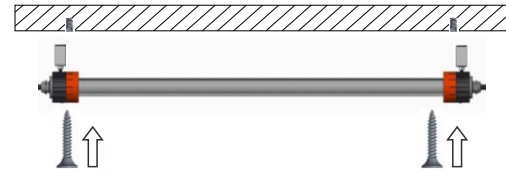

B: Ceiling Installation

① Tighten double-threaded screw

② V shape mounting bracket fixed

③ Tapping screw tighten V shape bracket to the ceiling

④ Ceiling mounted



C: Series Connection



Recommended Installation Quantity (Rated Voltage: 220V)

Q'ty(Suggested) / Power Type	20W	24W	28W	32W
Dimmable (2000W Dimmer)	70pcs	60pcs	50pcs	35pcs
Dimmable (4000W Dimmer)	140pcs	120pcs	100pcs	70pcs

Recommended Installation Quantity (Rated Voltage: 110V)

Q'ty(Suggested) / Power Type	20W	24W	28W	32W
Dimmable (2000W Dimmer)	30pcs	25pcs	20pcs	15pcs
Dimmable (4000W Dimmer)	60pcs	50pcs	40pcs	30pcs

Accessories

A: For suspended installation

B: For ceiling mounted installation

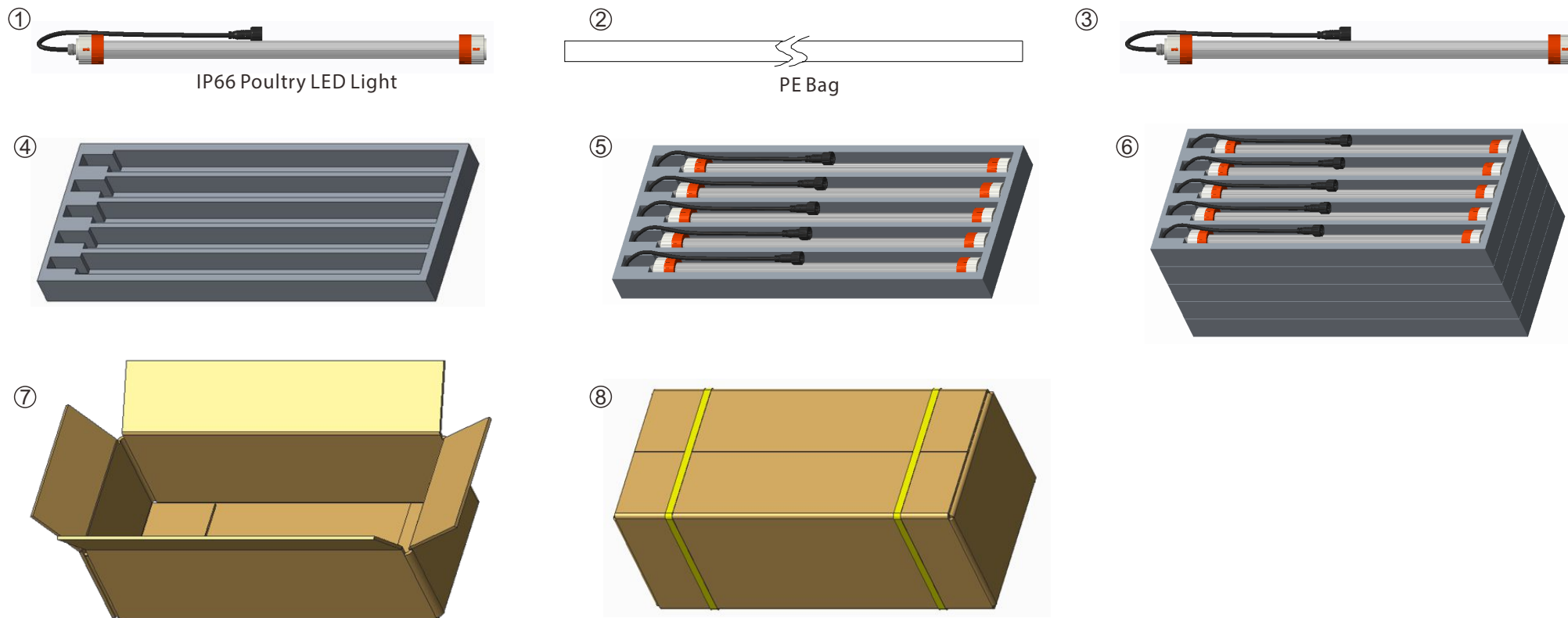
C: Series connection

Top Clamping Plate	Expansion Rubber Plug	Tapping Screw	Clamp	Hanging Rope	Double-threaded Screw	Nut	V-shape Bracket	Extension cable	T-shape connector
2PCS	6PCS	6PCS	2PCS	2PCS	2PCS	2PCS	2PCS	1PCS	1PCS
Fixed to the ceiling	Embedded ceiling, fixed screw	Embedded ceiling, fixed top clamping plate	Adjust rope length and hold it in place	Length adjustable	Fix end cap with the v-type bracket	Fixed V bracket	Ceiling mounted installation	Tubes in series	

* 30cm cable with male is ARUNA standard configuration.

Suspended, ceiling mounted or series connection installation will be paid additionally for accessories.

Package



Model No.	N.W.(kg)/CTN	G.W.(kg)/CTN	Packing Q'ty (PCS/CTN)	Single-end Cable (mm)	Carton Q'ty	Double-end Cable (mm)	Carton Q'ty
WP4E-T8-20W(H)/-D	16.25	19	25	1330*320*305	20'GP 212CTNs	1380*320*305	20'GP 204CTNs
					40'GP 439CTNs		40'GP 423CTNs
					40'HQ 515CTNs		40'HQ 496CTNs
WP5E-T8-24W(H)/-D	18.25	21.75	25	1630*320*305	20'GP 172CTNs	1680*320*305	20'GP 167CTNs
					40'GP 358CTNs		40'GP 347CTNs
					40'HQ 419CTNs		40'HQ 407CTNs
WP6E-T8-28W(H)/-D	20.5	23.5	25	1930*320*305	20'GP 146CTNs	1980*320*305	20'GP 142CTNs
					40'GP 303CTNs		40'GP 295CTNs
					40'HQ 356CTNs		40'HQ 346CTNs